

# Turn North



The Monthly Newsletter of the Northland Woodturners

[www.northlandwoodturners-kc.com](http://www.northlandwoodturners-kc.com)

May 2024

## 2024 Officers

David Bartlett, President  
(816) 331-5664  
[dabartle23@yahoo.com](mailto:dabartle23@yahoo.com)  
Danny Smith, Vice President  
(816) 914-6353  
[ishear4@gmail.com](mailto:ishear4@gmail.com)  
Andy Brundage, Secretary  
(816) 305-32238  
[andybrun53@gmail.com](mailto:andybrun53@gmail.com)  
Leland Finley, Newsletter Editor  
(816) 830-4702  
[leefin@netscape.net](mailto:leefin@netscape.net)  
Chip Siskey, Treasurer  
(816) 858-3080  
[woodchipsbychip@yahoo.com](mailto:woodchipsbychip@yahoo.com)



The theme this month is a “**Roadkill**” turning. This was to be a piece found “on the road” that just couldn’t be passed up that could be turned into a project (turning) that would be impressive. Soo.....

Let’s see what turns up.

## Chapter Meetings:

First Thursday of every month, 7-9 pm.  
**Our ADDRESS: 7305 NW Prairie View Road** in Platte Woods. We are across the street from the Platte Woods Methodist Church who has allowed us to park there when our regular parking is taken up (only about 7 cars/trucks can park in back.

## Coming Attractions

Newsletters on the Chapter Website:  
<http://northlandwoodturners-kc.com>

Event Information:

**NEEDED: Fund raising Ideas.**

**Remember—2024 dues are \$10 for the year.**

**Due beginning January 4 2024**

**Next Meeting:  
May 2, 2024**

## Make a Burnishing Tool

Tim Heil and Mark Palma | February 2024



A burnishing tool is used in the woodshop to raise a burr on a scraping tool, creating an effective tool for refining a wood surface, even in challenging grain. If you do any hand-tool woodworking, you probably know about cabinet scrapers and the fine whisks of shavings their burnished edges produce.

**See the AAW Home page for more details on how to make this handy tool.**

<https://www.woodturner.org/Woodturner/Resources/Woodturning-Fundamentals--Publication-/2024/Make-a-Burnishing-Tool.aspx>

Let's look at what kinds of jigs and fixtures showed up at the April meeting of Northland Woodturners. Kudos to Carl Sievering for sharing pictures and limited descriptions. If your fixture or jig is shown and not properly identified, apologies from the Editor.

---

Carl Sievering used this fixture to produce the 3-D effect cutting board. At left is how the parts fit to produce the finished product. Thanks, Carl.



Harlan Henke brought this jig that he uses.





Same person in these two pictures, different fixture. One on right is used to grind tools accurately.






Tool Holder fixture for lathe tools either in a tool panel or at the lathe.


These all go together, maybe for off-center turning(?)






Steve Dougherty brought a couple of his jigs and fixtures he uses. The left hand one is a steady rest for long small, flexible turnings. The One at the right is ??.



Chip Siskey brought several ideas in the jig and fixture department.




Mikeal Jones brought several fixtures and jigs. At the right is his version of a steady rest, adapted to fit his lathe at home .



At the left are two pictures of Mikeal's holding device for hollowing a ball-shaped turning.





One of Mikeal's segmented turning jigs for spacing divisions using 16 segments (according to what's printed on the jig).



More of Mikeal's jigs and fixtures that he brought to the April Meeting.



Shown above are some more of Mikeal's works. At far left is an off-center jig for turning a "duck", next are his "upside down" Salt and Pepper shakers and at far right is his shop-made stippling tool.

The salt and pepper shakers were his "**Show and Tell**" items.

Apparently there was no "Program" other than sharing about jigs and fixtures. *(At least the Editor has no pictures)*

Thanks to everyone who has helped with our plug orders in the past. We will be asking for help getting other projects to raise funds. All ideas are welcome along with samples.

The CLUB NEWSLETTER tab of the club website is at  
<http://www.northlandwoodturners-kc.com/>

## Please patronize our advertisers.



**WOODCRAFT**  
*Helping You Make Wood Work*

8645 Bluejacket Rd  
Lenexa, KS 66214  
(913) 599-2800  
M-F 9-9 · Sat 9-6 · Sun 9-5  
Are you signed up for our email specials??



**METRO**  
HARDWOODS, INC.

Jeff Edemann, Store Manager  
4243 S Noland Rd Independence, MO 64055  
816-373-1710




**Schutte**  
LUMBER CO.  
*A Landmark Company Since 1880*

816-892-3398  
800-456-2148  
Fax 816-753-0250

3001 Southwest Boulevard  
Kansas City, MO 64108-3616  
[www.SchutteLumber.com](http://www.SchutteLumber.com)

[Sales@SchutteLumber.Com](mailto:Sales@SchutteLumber.Com)

816-892-3398 Phone 816-753-0250 Fax



**Woodchips**  
by Chip

Custom Woodturning and  
Woodturning Instruction

Robert "Chip" Siskey  
[Woodchipsbychip@yahoo.com](mailto:Woodchipsbychip@yahoo.com)  
(816) 858-3080

**CRAFT SUPPLIES USA**  
— THE WOODTURNERS CATALOG —

1287 E. 1120 S.  
Provo, UT 84606  
800-551-8876  
M-F, 7am-6pm, MST  
Check out the Club Specials every month.  
Enter "NorthlandWoodturners" when asked for club name.

**REMINDER:**

The annual dues for 2023 **are still only**  
**\$10.00.** Advanced payments are accepted.

Checks can be made payable to **Northland**  
**Woodturners.**