

# Turn North



The Monthly Newsletter of the Northland Woodturners

[www.northlandwoodturners-kc.com](http://www.northlandwoodturners-kc.com)

April 2024

## 2024 Officers

David Bartlett, President  
(816) 331-5664  
[dabartle23@yahoo.com](mailto:dabartle23@yahoo.com)  
Danny Smith, Vice President  
(816) 914-6353  
[ishear4@gmail.com](mailto:ishear4@gmail.com)  
Andy Brundage, Secretary  
(816) 305-32238  
[andybrun53@gmail.com](mailto:andybrun53@gmail.com)  
Leland Finley, Newsletter Editor  
(816) 830-4702  
[leefin@netscape.net](mailto:leefin@netscape.net)  
Chip Siskey, Treasurer  
(816) 858-3080  
[woodchipsbychip@yahoo.com](mailto:woodchipsbychip@yahoo.com)

## Chapter Meetings:

First Thursday of every month, 7-9 pm.  
**Our ADDRESS: 7305 NW Prairie View Road** in Platte Woods. We are across the street from the Platte Woods Methodist Church who has allowed us to park there when our regular parking is taken up (only about 7 cars/trucks can park in back).

## Coming Attractions

Newsletters on the Chapter Website:  
<http://northlandwoodturners-kc.com>

Event Information:

**NEEDED: Fund raising Ideas.**

**Remember—2024 dues are \$10 for the year.**

**Due beginning January 4 2024**

**Next Meeting:  
April 4, 2024**



April Showers Bring May Flowers



## May 23-26, 2024 | Portland, OR



## SHOW & TELL

**Mikeal Jones** brought a bowl turned from **Apricot** wood. It is finished with Lacquer and is about 7-8" in diameter with an indentation of about 2-1/2" for the bowl part. The irregularity is caused by the shape of the blank and "defects" in the original piece. Nice Job Mikeal!!



Steve Dougherty brought a laminated bowl made from Mulberry, Apricot and Maple. It is about 9" from diagonal corner to diagonal corner.

The bottom of the bowl is about 3-1/2" in diameter with a total depth of the bowl about 4-1/2". It is finished with Lacquer. Nice turning Steve!!


V.P. Danny Smith brought two Walnut bowls. Unfortunately the "**camera gremlin**" must have eaten the pictures since no picture could be found. The bowl blanks were made using a McNaughton bowl



blank turning device with the larger one about 8" in diameter and the smaller one about 5-1/2" in diameter. Depth of the larger one was about 5" and the smaller one about 3-1/2"(Ed. Note: Sorry Danny)

The meeting in May should show you some interesting "Road Kill" turnings! The Rule was to make something from a piece of material found on the road and brought home to turn. There should be some interesting things and materials on display. June's newsletter will highlight the "findings".

## Program Highlights



Club Vice President Danny Smith was the featured turner for the March 2024 meeting. One of Danny's specialties is turning small parts for his wife's yarn and fleece work. He also sells these in several places. For the March meeting Danny chose to make a Shawl Pin and a Skein stand part.

Let's follow Danny as he sets up and turns these pieces for the attendees at the meeting.

Starting with a square blank about 8" long and 1" square mounted in a "One Way" chuck with small finger jaws, Danny turned the blank round using a Roughing Gouge.



Using a fingernail-grind spindle gouge Danny proceeded to begin shaping the Shawl Pin starting at the tail-stock end. This will become less than 1/2" in diameter when he is finished.




Continuing to form the shape of the pin and working a taper onto the turning which is rotating at about 1150-1500 RPM takes a careful feel and feed into the turning work.



Sometimes it becomes necessary to support the work opposite the tool when diameters are severely reduced. Danny is shown here using his finger to support the turning while finishing the shape at the pointed end. Note that the thick part (*head*) is at the tail-stock end of the turning.



The part supported by the tail-stock will be removed on the finished pin as shown at left above.



Danny also showed what can happen when the grain of the turning piece is not straight with the length of the blank. Turning seems to be doing fine and either the tool catches, a too-quick feed into the turning or a diagonal grain pattern allows the parts to separate.



Using the same rough turning techniques, Danny proceeded to turn a skein pin. Shown here and below are the finishing touches and example when finished.



As one can see at the right, the size of the turning is not large, making turning very precise requiring sharp tools and a steady hand.

---

Bring your JIGS and FIXTURES that make your turnings shine to the APRIL meeting.

Look for the “Road Kill” turnings at the meeting in MAY and the next month in this newsletter. Tell your friends who may be even mildly interested about the Northland Woodturners Club and invite them to the meeting. Full houses are always welcome.

Till Thursday April 4.....

Thanks to everyone who has helped with our plug orders in the past. We will be asking for help getting other projects to raise funds. All ideas are welcome along with samples.

The CLUB NEWSLETTER tab of the club website is at  
<http://www.northlandwoodturners-kc.com/>

## Please patronize our advertisers.



**WOODCRAFT**  
*Helping You Make Wood Work*

8645 Bluejacket Rd  
Lenexa, KS 66214  
(913) 599-2800  
M-F 9-9 · Sat 9-6 · Sun 9-5  
Are you signed up for our email specials??



**METRO**  
HARDWOODS, INC.

Jeff Edemann, Store Manager  
4243 S Noland Rd Independence, MO 64055  
816-373-1710




**Schutte**  
LUMBER CO.  
*A Landmark Company Since 1880*

816-892-3398  
800-456-2148  
Fax 816-753-0250

3001 Southwest Boulevard  
Kansas City, MO 64108-3616  
[www.SchutteLumber.com](http://www.SchutteLumber.com)

[Sales@SchutteLumber.Com](mailto:Sales@SchutteLumber.Com)

816-892-3398 Phone 816-753-0250 Fax



**Woodchips**  
by Chip

Custom Woodturning and  
Woodturning Instruction

Robert "Chip" Siskey  
[Woodchipsbychip@yahoo.com](mailto:Woodchipsbychip@yahoo.com)  
(816) 858-3080

**CRAFT SUPPLIES USA**  
— THE WOODTURNERS CATALOG —

1287 E. 1120 S.  
Provo, UT 84606  
800-551-8876  
M-F, 7am-6pm, MST  
Check out the Club Specials every month.  
Enter "NorthlandWoodturners" when asked for club name.

**REMINDER:**

The annual dues for 2023 **are still only**  
**\$10.00.** Advanced payments are accepted.

Checks can be made payable to **Northland**  
**Woodturners.**