

# Turn North



The Monthly Newsletter of the Northland Woodturners

[www.northlandwoodturners-kc.com](http://www.northlandwoodturners-kc.com)

March 2024

## 2024 Officers

David Bartlett, President  
(816) 331-5664  
[dabartle23@yahoo.com](mailto:dabartle23@yahoo.com)  
Danny Smith, Vice President  
(816) 914-6353  
[ishear4@gmail.com](mailto:ishear4@gmail.com)  
Andy Brundage, Secretary  
(816) 305-32238  
[andybrun53@gmail.com](mailto:andybrun53@gmail.com)  
Leland Finley, Newsletter Editor  
(816) 830-4702  
[leefin@netscape.net](mailto:leefin@netscape.net)  
Chip Siskey, Treasurer  
(816) 858-3080  
[woodchipsbychip@yahoo.com](mailto:woodchipsbychip@yahoo.com)

**BUMMER—*The Woodworking Shows* is CANCELLED!!!!**



## Chapter Meetings:

First Thursday of every month, 7-9 pm.  
**Our ADDRESS: 7305 NW Prairie View Road** in Platte Woods. We are across the street from the Platte Woods Methodist Church who has allowed us to park there when our regular parking is taken up (only about 7 cars/trucks can park in back.

On to other things...

**Turning Challenge for March:** Inverted Salt Shaker like the one Chip turned recently.



## Coming Attractions

Newsletters on the Chapter Website:  
<http://northlandwoodturners-kc.com>

Event Information:

**NEEDED: Fund raising Ideas.**

**Remember—2024 dues are \$10 for the year.**

**Due beginning January 4 2024**

**Next Meeting:  
March 7, 2024**

## Show & Tell

**Kent Townsend** made a cane and displayed it at the February meeting. All wood was turned with butt joints on the lower end. Nice cane, Kent.





**Steve Dougherty** brought an **Apricot** wood bowl. The finish is Tung Oil—multiple coats to produce the shine shown above.

---



Club VP **Danny Smith** brought a Maple Bowl that is finished with food-grade Butcher Block Oil. Some Birdseye grain can be seen in the bottom of the bowl.



**Danny** also brought a turned Crochet Hook made with **Walnut** and a Shawl Pin made of **Cherry**.

Great jobs Danny!



# Program Highlights



Club Treasurer Chip Siskey brought an “Upside Down” salt shaker which he proceeded to turn as the program highlight.


Several steps are needed to make salt come out correctly.

Follow along as Chip turns the piece. The blank is Maple, chosen to match a pepper mill that the salt shaker needs to match.




The blank is about 2-1/2” square and about 5” long. After locating the center on both ends and marking, it the blank is inserted into a “One-Way” type 4-jaw chuck for turning.


Just about any closed-grain wood can be used to make this item but the wood should not impart any flavor to the salt contained inside.



Once the blank is turned to a cylindrical shape a tenon is turned on the tail-stock end so the blank can be turned around and finish-turned. Then a hole is started in the end and a “forbidden” tool is used to enlarge the hole.



After finishing the shape of the outside a groove is turned into what will become the bottom to hold the shaker insert.




After changing chucks to an internal finger chuck and turning the blank around again the “ball” or top of the shaker is begun. Comparing it to the pepper mill for spacing and size, the ball top is shaped.



Using another blank about the same size as the original the insert that makes it into an “upside down” salt shaker is begun. It also is made of Maple.







The diameter for fitting inside the body is turned and the base is hollowed out. Then using a large Cone Dead center (*actually live to turn*) the finished shape is turned on the outside of the insert. A hole is drilled to allow the salt to come out once the two parts are assembled together.



A The insert is removed and ready to assemble to the  
B outer base.

Thanks to everyone who has helped with our plug orders in the past. We will be asking for help getting other projects to raise funds. All ideas are welcome along with samples.

The CLUB NEWSLETTER tab of the club website is at  
<http://www.northlandwoodturners-kc.com/>

## Please patronize our advertisers.



**WOODCRAFT**  
*Helping You Make Wood Work*

8645 Bluejacket Rd  
Lenexa, KS 66214  
(913) 599-2800  
M-F 9-9 · Sat 9-6 · Sun 9-5  
Are you signed up for our email specials??



**METRO**  
HARDWOODS, INC.

Jeff Edemann, Store Manager  
4243 S Noland Rd Independence, MO 64055  
816-373-1710




**Schutte**  
LUMBER CO.  
*A Landmark Company Since 1880*

816-892-3398  
800-456-2148  
Fax 816-753-0250

3001 Southwest Boulevard  
Kansas City, MO 64108-3616  
[www.SchutteLumber.com](http://www.SchutteLumber.com)

[Sales@SchutteLumber.Com](mailto:Sales@SchutteLumber.Com)

816-892-3398 Phone 816-753-0250 Fax



**Woodchips**  
by Chip

Custom Woodturning and  
Woodturning Instruction

Robert "Chip" Siskey  
[Woodchipsbychip@yahoo.com](mailto:Woodchipsbychip@yahoo.com)  
(816) 858-3080

**CRAFT SUPPLIES USA**  
— THE WOODTURNERS CATALOG —

1287 E. 1120 S.  
Provo, UT 84606  
800-551-8876  
M-F, 7am-6pm, MST  
Check out the Club Specials every month.  
Enter "NorthlandWoodturners" when asked for club name.

**REMINDER:**

The annual dues for 2024 **are still only**  
**\$10.00.** Advanced payments are accepted.

Checks can be made payable to **Northland**  
**Woodturners.**