

# Turn North



The Monthly Newsletter of the Northland Woodturners

[www.northlandwoodturners-kc.com](http://www.northlandwoodturners-kc.com)

October 2023

## 2023 Officers

David Bartlett, President  
(816) 331-5664  
[dabartle23@yahoo.com](mailto:dabartle23@yahoo.com)

Danny Smith, Vice President  
(816) 720-3781  
[ishear4@gmail.com](mailto:ishear4@gmail.com)

Andy Brundage, Secretary  
(816) 305-32238  
[andybrun53@gmail.com](mailto:andybrun53@gmail.com)

Leland Finley, Newsletter Editor  
(816) 830-4702  
[leefin@netscape.net](mailto:leefin@netscape.net)

Chip Siskey, Treasurer  
(816) 858-3080  
[woodchipsbychip@yahoo.com](mailto:woodchipsbychip@yahoo.com)



Does it seem possible that Fall is here and only 2 months till Christmas? Interesting things are available as you share at our meetings each month. Looking back to September you might have seen these items below.

## SHOW AND TELL

### Chapter Meetings:

First Thursday of every month, 7-9 pm.

**Our ADDRESS: 7305 NW Prairie View Road** in Platte Woods. We are across the street from the Platte Woods Methodist Church who has allowed us to park there when our regular parking is taken up (only about 7 cars/trucks can park in back.



### Coming Attractions

Newsletters on the Chapter Website:  
<http://northlandwoodturners-kc.com>

Event Information:

**NEEDED: Fund raising Ideas.**

**Remember—2023 dues are \$10 for the year.**

**Due beginning January 5 2023**

**Next Meeting:  
October 5, 2023**

Harlan Henke, past president of Northland Woodturners, showed a preview of the November Program during Show and Tell at the September meeting. This is just a sample of what's coming from Harlan.

Most of the meeting time was taken up with a demonstration of offset turning by Mikeal Jones which will be highlighted a little later.

Northland Woodturners is an Affiliated club of the American Association of Woodturners, better known as AAW in club circles. Just a few of the benefits of being an AAW member include discounts on attendance at Affiliated events, access to AAW web items, and protection at Woodturner events under the AAW blanket insurance policy carried by Northland Woodturners.

For more details and explanations check with one of our officers, David Bartlett, Chip Siskey, Danny Smith or one of our board members.

## Features Inside the August 2023 issue

- **Shopmade PVC/Wood Collet Chucks** - Need a creative workholding solution for small items? Leon Olson offers a solution using off-the-shelf and shopmade components.
- **Turn an Etui-Inspired Box** - Sam Angelo guides us in the making of an elegant and timeless small, tube-shaped box, used for holding any number of items.
- **An Endgrain Bowl in Aromatic Cedar** - To turn a sidegrain or endgrain bowl? Gary Miller discusses the options and walks us through the making of an endgrain bowl with distinctive flair
- **Turning Threaded Inserts** - If a friction-fit lid won't do, learn to make threaded inserts for a more secure top, by Walt Wager.
- **Adding Leather to Turned Work** - Leather, whether flat insets or thread, can enhance the look of wood, by Denis Beauchesne.
- **Explorations in Steam-Bending Turned Work** - Keith Tompkins shows us how he turns and then steam-bends wood for dramatic artistic effect.
- **Pottery Insights for Woodturners** - Tim Heil is a woodturner who also collects pottery. He shares insights about form that can cross artistic genres.
- **Ash & Plumb: All in Good Time** - D Wood profiles a dynamic woodturning partnership making use of classic forms and effective social media marketing.

These are some fascinating articles that you could have access to as an AAW member. Print/digital membership is only \$68.00 per year and Digital only is \$56.00 per year.

Check it out online at <https://www.woodturner.org/Woodturner/Join-Pages/General-members.aspx>

# Program Highlights

The presenter for the September meeting was **Mikeal Jones** and his rendition of offset turning.



Mikeal brought some of his work to illustrate how he does offset turning in a variety of ways.

For the September meeting Mikeal chose to turn a duck using offset turning as a method.

The first thing needed was a cylindrical piece that would become the base for the duck. A small tendon was turned on one end to go into the adapter chuck.



The cylinder was mounted into a “chuck” of sorts that had an off-center hole for holding one end of the cylinder. Shown at right is the “chuck” that will be holding the cylinder.

Note that the center of the cylinder is not where the tailstock center is located in the picture at the left. This will eventually produce the head and neck of the duck as will be shown on the next pages.





After determining the size of what would become the body (*base*) of the duck and marking it as shown at the left, Mikeal proceeded to turn the rough shape using a bowl gouge as shown in the partial shape at the right.

Care must be taken due to the offset that too much pressure on the tool can cause it to catch and even throw the piece off of the lathe.



As the shape of the neck and head begin to take shape Mikeal changed to a carbide insert tool.

Illustrated at near right is the type of tool shown at the far right. This type of tool is available from <https://www.harrisonspecialties.com/> on their website. Price runs from \$69.00 and up depending on other factors. Inserts are about \$14.00 or so each.



Full Size Simple Woodturning Tools  
Acrylic/Resin Simple Turner & Hollower  
Unhandled Carbide Lathe Tool (12" Long AR




Getting back to the “duck”,



this is the shape of the head (*before sanding*) and the location of the beak hole. Orientation of the beak hole is important since it should face away from the body (*base*) of the duck.

A separate small turning is made to insert into this hole as seen in some finished products at the right. Also, hats can be “turned” for your duck to personalize or make it unique. Different finishes can bring out different looks for the duck also.



Mikeal then turned his attention and the club members’ attention to the turning of offset bowls. He had displayed several of these as seen in the opening picture of the Program Highlights on page 2.



A special offset adapter is used on the lathe center to produce the offset for the turning. By removing the two black screws the plate can be turned to produce the desired offset. The other half of the adapter has positions to vary the amount of offset produced in the turning.

This particular adapter, an **Axminster Woodturning Eccentric Spiraling Chuck**, is priced at \$94.00 from eBay .

A “*sacrifice*” back was then attached to the bowl blank which is attached to the adapter.



Mikeal used a special tool to check the depth of the bowl to insure that when separated from the “*sacrifice*” piece it would NOT become a funnel.



The final turning using the largest offset on the AXMINSTER ADAPTER is shown at the left.

**Don't forget to bring YOUR latest creations for SHOW AND TELL THIS MONTH.**

Thanks to everyone who has helped with our plug orders in the past. We will be asking for help getting other projects to raise funds. All ideas are welcome along with samples. Check previous newsletters for dimensions of the plugs.

The CLUB NEWSLETTER tab of the club website is at

<http://www.northlandwoodturners-kc.com/>

## Please patronize our advertisers.



**WOODCRAFT**  
Helping You Make Wood Work

8645 Bluejacket Rd  
Lenexa, KS 66214  
(913) 599-2800  
M-F 9-9 · Sat 9-6 · Sun 9-5  
Are you signed up for our email specials??



**METRO**  
HARDWOODS, INC.

Jeff Edemann, Store Manager  
4243 S Noland Rd Independence, MO 64055  
816-373-1710




**Schutte**  
LUMBER CO.  
A Landmark Company  
Since 1880

816-892-3398  
800-456-2148  
Fax 816-753-0250

3001 Southwest Boulevard  
Kansas City, MO 64108-3616  
www.SchutteLumber.com

[Sales@SchutteLumber.Com](mailto:Sales@SchutteLumber.Com)


816-892-3398 Phone 816-753-0250 Fax



**Woodchips**  
by Chip

Custom Woodturning and  
Woodturning Instruction

Robert "Chip" Siskey  
Woodchipsbychip@yahoo.com  
(816) 858-3080



**CRAFT SUPPLIES USA**  
— THE WOODTURNERS CATALOG —

1287 E. 1120 S.  
Provo, UT 84606  
800-551-8876  
M-F, 7 am-6pm, MST  
Check out the Club Specials every month.  
Enter "NorthlandWoodturners" when asked for club name.

**REMINDER:**

The annual dues for 2023 **are still**  
**only \$10.00.** Advanced payments are accepted.

Checks can be made payable to  
**Northland Woodturners.**