

# Turn North



The Monthly Newsletter of the Northland Woodturners

[www.northlandwoodturners-kc.com](http://www.northlandwoodturners-kc.com)

January 2021

## 2021 Officers

David Bartlett, President  
(816) 331-5664  
[dabartle23@yahoo.com](mailto:dabartle23@yahoo.com)  
Danny Smith, Vice President  
(816) 720-3781  
[ishear4@gmail.com](mailto:ishear4@gmail.com)  
Andy Brundage, Secretary  
(816) 305-32238  
[andybrun53@gmail.com](mailto:andybrun53@gmail.com)  
Leland Finley, Newsletter Editor  
(816) 830-4702  
[leefin@netscape.net](mailto:leefin@netscape.net)  
Chip Siskey, Treasurer  
(816) 858-3080  
[woodchipsbychip@yahoo.com](mailto:woodchipsbychip@yahoo.com)



What a great Auction to support the Northland Woodturners ! The emphasis was on Christmas ornaments, of which there were several, but also on any turned project or other donation to be sold and raise funds.

## Chapter Meetings:

First Thursday of every month, 7-9 pm.  
Our ADDRESS: We're south of Zona Rosa just off NW Prairie View Rd., in the old Mid-Continent Library building on the top floor. Parking is on top of the hill off Tower Drive.



Pete Stacy -- Spalted Maple with an ornamental button on the bottom. See inset for button detail.

## Coming Attractions

Newsletters on the Chapter Website:  
<http://northlandwoodturners-kc.com>

Event Information:

**NEEDED: Fund raising Ideas.**  
**Remember—2021 dues are \$10 for the year.**  
**Due beginning**  
**January 7, 2021**

**Next Meeting:**  
**January 7, 2021 on ZOOM**

**ID: 891 7968 3696**  
**Passcode: 315912**



Mel Bryan's ornament was an enclosed cross in a turned wood shell. No notation was given for the kind of wood used.



**Pete Stacy – Curly Oak Inlay Box**



**Mikeal Jones – Segmented Ornament**

**Bloomer Mystery Wood Finials**

**Segments:** Cherry

Walnut  
Purple Heart  
Hard Maple  
Sycamore  
Sassafras  
Mahogany  
Hackberry  
Yellow Heart

**Dave Bartlett- Candle in a Ring**



Ring—Maple

Candle & flame—Birch Dowel painted

Candle Holder & Handle—Unknown

**Pete Stacy – Walnut Nested Bowl Set Large bowl 9” ; Medium bowl 6” ; Small Bowl 4”**



Chip Siskey – Fly Reel with Royal Wulff



Reel—Maple  
Handle—Walnut  
Fly holder—Maple  
Fly—Royal Wulff –a popular  
artificial fly used for dry fly fishing

Chip Siskey—Spiral Christmas Tree—Maple with Blood Wood Topper



Dave Bartlett—Enclosed Candle

Shell—Ash (?)  
Candle & Flame—Birch dowel painted.



Bell in an Ornament



Bell—purchased  
Shell—Ash (?)

Enclosed Snowman

Snowman—stained Oak  
Shell—Ash (?)








David Bartlett—Bobble—Turned Maple, Painted stripes.

These are additional items sold at the December Club Auction. Nice work on both and they look nice.

All in all, a great time bidding was had by all involved. High bidder was Carl Sievering.



This ornament may have been made by David Halter (?).

The imitation Cork at the right was made by ???




With time still on the clock, so to speak, Chip Siskey did a quick turning/carving project showing how to make a Christmas tree ornament like the one he had entered in the Auction. The following pictures detail the steps in producing the shape before finishing.



Taking a 2—2-1/2" square of Maple, turn a taper for about 4" on the end. Lay out 4 circles spaced about 1" apart and divide the turning equally into 6 divisions laterally as in the right hand picture. Then on EVERY OTHER line trace a spiral so that 3 equally spaced lines are present. Using a small round taper file, go between the lines spirally around the turning to produce 3 grooves with their point (high part) ON the LINES drawn.

*(continued on page 5)*



Actually, it is more like a round rasp similar to a Stanley product. Changing to a gouge-like rasp continue to make the grooves deeper.



Chip then took another special purpose tool, a sander that uses a strip of sanding cloth and proceeded to smooth out the grooves made previously.

This is the final product with the small finial on top added after all sanding is complete. Final turning requires making the base after the grooving is complete and sanding is done.

Chip used a sprayed lacquer finish on the tree ornament.

All the turning took less than 30 minutes from rough square blank to what is shown at the right in the chuck.

---

**REMINDER: THE MEETING Jan 7, 2021 will be on ZOOM and the details are below: Save the details below, this will continue through June 2021.**

Monthly: [https://us02web.zoom.us/join/joinMeeting/tZ0scOCupigsE9LUFimNhM1n5tH2cBZAjVcF/ics?icsToken=98tyKuGhrzwjHNyWthCBRpx5BY\\_CXe7xiHZdj\\_pxqTnsDg5bT1L4Y\\_ZqYLFdKvna](https://us02web.zoom.us/join/joinMeeting/tZ0scOCupigsE9LUFimNhM1n5tH2cBZAjVcF/ics?icsToken=98tyKuGhrzwjHNyWthCBRpx5BY_CXe7xiHZdj_pxqTnsDg5bT1L4Y_ZqYLFdKvna)

**Join Zoom Meeting**

<https://us02web.zoom.us/j/89179683696?pwd=aEg3dUZxZk9wRmRWQUUNOcHpwTzc1dz09>

**Meeting ID: 891 7968 3696**

**Passcode: 315912**





The Drawing for the “*Persistence Prize*” went to **Andy Brundage**. This is a nice **Robert Sorby™** Spiraling tool with attachments. Congratulations Andy!

Thanks to everyone who has helped with our plug orders in the past. We will be asking for help getting other projects to raise funds. All ideas are welcome along with samples.

The CLUB NEWSLETTER tab of the club website is at  
<http://www.northlandwoodturners-kc.com/>

## Please patronize our advertisers.



**WOODCRAFT**  
*Helping You Make Wood Work*

8645 Bluejacket Rd  
 Lenexa, KS 66214  
 (913) 599-2800  
 M-F 9-9 · Sat 9-6 · Sun 9-5  
 Are you signed up for our email specials??



**METRO**  
 HARDWOODS, INC.

Jeff Edemann, Store Manager  
 4243 S Noland Rd Independence, MO 64055  
 816-373-1710




**Schutte**  
 LUMBER CO.  
*A Landmark Company Since 1880*

816-892-3398  
 800-456-2148  
 Fax 816-753-0250

3001 Southwest Boulevard  
 Kansas City, MO 64108-3616  
[www.SchutteLumber.com](http://www.SchutteLumber.com)

[Sales@SchutteLumber.Com](mailto:Sales@SchutteLumber.Com)  
 816-892-3398 Phone 816-753-0250 Fax



**Woodchips**  
 by Chip

Custom Woodturning and  
 Woodturning Instruction  
 Robert “Chip” Siskey  
[Woodchipsbychip@yahoo.com](mailto:Woodchipsbychip@yahoo.com)  
 (816) 858-3080

**CRAFT SUPPLIES USA**  
 — THE WOODTURNERS CATALOG —

1287 E. 1120 S.  
 Provo, UT 84606  
 800-551-8876  
 M-F, 7am-6pm, MST  
 Check out the Club Specials every month.  
 Enter “NorthlandWoodturners” when asked for club name.

**REMINDER:**

The annual dues for 2021 **are still**  
**only \$10.00.** Advanced payments are accepted.  
**Checks can be made payable to**  
**Northland Woodturners.**