

Turn North



The Monthly Newsletter of the Northland Woodturners

www.northlandwoodturners-kc.com

May 2018

2018 Officers

Dave Halter, President
(816) 233-9606
herknav@ponyexpress.net

David Bartlett, Vice President
(816) 3331-5664
dabartle23@yahoo.com

Andy Brundage, Secretary
(816) 305-32238
andybrun53@gmail.com

Leland Finley, Newsletter Editor
(816) 830-4702
lelandfinley7@gmail.com

Chip Siskey, Treasurer
(816) 858-3080
woodchipsbychip@yahoo.com

Chapter Meetings:

First Thursday of every month, 7-9 pm.
NEW address.

We've MOVED across the drive and around the corner to the East on the back of the building (Northeast Corner) We're south of Zona Rosa just off NW Prairie View Rd., just east of the N-S drive beside the barber shop.

Coming Attractions

Newsletters on the Chapter Website:
<http://northlandwoodturners-kc.com>

Event Information:

Turn North Newsletter for May 2018

V. President David Bartlett shared opening comments and announced Show and Tell (*pictures inside*). The program was presented by Harlan Henke who showed how to make wood bracelets using a special chuck and holder.



Show and Tell

Dale Pollard brought some Acorns he turned that were made of Oak, Cherry and Walnut.



(see details on next page)



Dwight Herrick brought two duck calls he made of Redwood burl.



Harlan Henke brought Bangles (*wood bracelets*) made from Walnut, Cherry and one that was segmented.




Chris Medsker brought a Walnut Glue Bowl and a Tulip Pawn




PROGRAM DETAILS

Harlan's first step was to take a blank and fit it onto the chuck. The surface needed to be as flat as possible to prevent separation as turning progressed. The chuck needs to be made of expendable wood.



Once glued on with CA glue and set, the turning begins. Inside details are turned to size first and checked before beginning the outside shape.

The chuck is then modified to allow a press fit of the bangle so final turning on the outside can take place. Gluing here would be optional but would make removal almost impossible. If a press fit on the chuck is used, a very close tolerance must be maintained for the bangle to stay on while being worked on.



Final sanding and some light oil have been applied to the exterior and interior. Smoothing of the edges still need to be done.


Several types of finish were shared by Harlan.
This finish will need to cure and can then be polished some more.



Harlan then showed how to assemble a segmented blank for turning a bangle.



Shown here is the process of using regular yellow Titebond™ glue to fasten the segments together. If the cutting process is accurate two halves can be assembled and then fastened together. Once these have cured overnight they can be turned in a similar fashion to what was demonstrated.



New program ideas are always welcome. Let Dave Bartlett or Dave Halter know if you would like to do a little more than Show and Tell.

Damage Control Plugs

Thanks to everyone who's helped with our plug orders. Our inventory is getting low so we will be asking for help getting restocked. There will be boxes of blanks at the next meeting. Please consider taking a box home and turning them by the following meeting. Here's a table with the plug dimensions for reference.

It's also on the CLUB NEWS tab of the club website at

<http://www.northlandwoodturners-kc.com/Plus%20Size%20and%20Cut%20Listmht>

Plug	Lg Dia	Length	Sm Dia
#1	1 1/2	7	5/8
#2	2 1/4	4	1 1/4
#3	3 1/4	3 1/2	2 1/8
#4	4 1/4	5 3/4	2 3/4
#5	6 1/2	6	4 3/4



WOODCRAFT
Helping You Make Wood Work

8645 Bluejacket Rd
Lenexa, KS 66214
(913) 599-2800
M-F 9-9 · Sat 9-6 · Sun 9-5
Are you signed up for our email specials??



METRO
HARDWOODS, INC.

Jeff Edemann, Store Manager
4243 S Noland Rd Independence, MO 64055
816-373-1710



Schutte
LUMBER CO.


A Landmark Company
Since 1880

816-892-3398
800-456-2148
Fax 816-753-0250

3001 Southwest Boulevard
Kansas City, MO 64108-3616
www.SchutteLumber.com

Sales@SchutteLumber.Com


816-892-3398 Phone 816-753-0250 Fax



Woodchips
by Chip

Custom Woodturning and
Woodturning Instruction

Robert "Chip" Siskey
Woodchipsbychip@yahoo.com
(816) 858-3080



CRAFT SUPPLIES USA
— THE WOODTURNERS CATALOG —

1287 E. 1120 S.
Provo, UT 84606
800-551-8876
M-F, 7am-6pm, MST
Check out the Club Specials every month.
Enter "NorthlandWoodturners" when asked for club name.

REMINDER:

The annual dues for **2018** are **\$10.**

Checks can be made payable to
Northland Woodturners.