

Turn North

The Monthly Newsletter of the Northland Woodturners



www.northlandwoodturners-

November 2017

2016 Officers

Dave Halter, President

(816) 233-9606

Herknave@ponyexpress.net

David Bartlett, Vice President

(816) 331-5664

dabartle23@yahoo.com

Andy Brundage, Secretary & Newsletter

Editor (816) 305-3238

andybrun53@gmail.com

Chip Siskey, Treasurer

(816) 858-3080

woodchipsbychip@yahoo.com

Chapter meetings:

First Thursday of each month, 7-9 pm.
Our address is:

**6737 NW Tower Drive
Platte Woods Mo. 64151**

We're south of Zona Rosa just off NW
Prairie View Rd., just east of Platte
Woods Police department and City Hall
on the north side of the mall.

Coming Attractions

Newsletters on the chapter website:

<http://northlandwoodturners-kc.com>

Event Information:

<http://www.woodturner.org/?page=2017KC>

<http://kcwoodturners.org/2017-aaw-symposium/>


Business Meeting



The meeting was opened by Treasurer Chip Siskey. No special news.

Presentation – Anthony Harris

Anthony's presentation was "Turning Threaded Donut Boxes". He prefers to chase the Male threads first because he finds it the most difficult. For this project he used 16 Threads Per Inch (TPI) turning at 400 RPM. He suggested standing close to lathe and to get into a rhythm. If the threads start to curve (drunken threads) Anthony said that applying slightly more pressure should straighten them. To help start the threads he cut a slight chamfer on the outside end.

For the Female threads he used the "trial and error" method to determine size. Anthony prefers it to the gauges provided with some threading sets. He used an armrest toolrest across the lathe toolrest to hold the cutting tool. He said it gives him more control and softens the contact with the wood. Once the threads were mated he turned the outside of the box. A waste block was needed to hold the project for final finishing.







Show and Tell





Threaded Donut Boxes by
Anthony Harris.



Kent Townsend –
Aspen Bowl and Box





Jim Tate – Friction fit box with finial.





Chip Siskey- Funeral Urn
in progress.



Damage Control Plugs

Thanks to everyone who's helped with our plug orders. Our inventory is getting low so we will be asking for help getting restocked. There will be boxes of blanks at the next meeting. Please consider taking a box home and turning them by the following meeting.

Here's a table with the plug dimensions for reference. It's also on the Club News tab of the club website at

<http://www.northlandwoodturners-kc.com/Plus%20Size%20and%20Cut%20List.mht>

Plug	Lg Dia	Length	Sm Dia
#1	1 1/2	7	5/8
#2	2 1/4	4	1 1/4
#3	3 1/4	3 1/2	2 1/8
#4	4 1/4	5 3/4	2 3/4
#5	6 1/2	6	4 3/4


Chapter Sponsors and Supporters



WOODCRAFT
Helping You Make Wood Work

8645 Bluejacket Rd
Lenexa, KS 66214
(913) 599-2800
M-F 9-9 · Sat 9-6 · Sun 9-5
Are you signed up for our email specials?

Two Lamps by
Jack Murphy



Woodchips
by Chip

Custom Woodturning and
Woodturning Instruction

Robert "Chip" Siskey
Woodchipsbychip@yahoo.com
(816) 858-3080



METRO
HARDWOODS, INC.

Jeff Edemann, Store Manager
4243 S Noland Rd Independence, MO 64055
816-373-1710

CRAFT SUPPLIES USA
— THE WOODTURNERS CATALOG —

1287 E. 1120 S.
Provo, UT 84606
800-551-8876
M-F, 7am-6pm, MST
Check out the Club Specials every month.
Enter "NorthlandWoodturners" when asked for club name.



Schutte
LUMBER CO.
A Landmark Company
Since 1880

3001 Southwest Boulevard
Kansas City, MO 64108-3616
www.SchutteLumber.com

Sales@SchutteLumber.Com

816-892-3398 Phone 816-753-0250 Fax